


Winter


Materiali nobili, forme semplici, dettagli definiti contraddistinguono la proposta minimale per un radiatore d'arredo.

Noble materials, simple shapes, and sharp details distinguish the minimal proposal for a radiator of decoration.









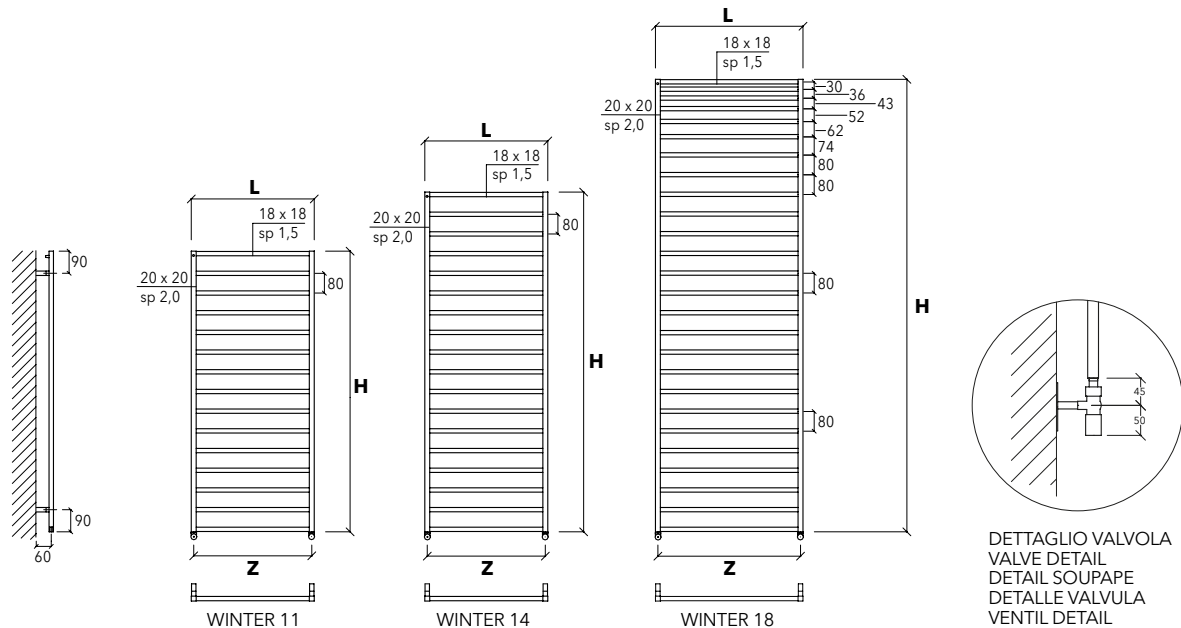
H 1838 mm
L 600 mm



 pg 100



Winter

	IT	UK	FR	ES	DE
	- Ottone	- Brass	- Laiton	- Laton	- Messing
	- Staffe a parete - Valvola e detentore - Valvola di sfianto - Kit copritubo	- Wall brackets - Valve and holder - Exhaust valve - Tube cover kit	- Supports muraux - Soupape et détenteur - Soupape de décompression - Kit cache-tub	- Soportes de pared - Válvula y llave de cierre - Purgador - Kit de cobertura tubo	- Wandhalterungen - Ventil und Drossel - Entlüftungsventil - Rohrverkleidungssatz
	- Cromo - Gamma colori Scirocco H, pg 8/9	- Chrome - Colour chart Scirocco H, pg 8/9	- Chrome - Gamme couleurs Scirocco H, pg 8/9	- Cromo - Gama de colores Scirocco H, pg 8/9	- Chrom - Farbpalette von Scirocco H, pg 8/9
	- Disponibile (no termostato ambiente)	- Available (no ambient thermostat)	- Disponible, pg 172	- Disponible (no termostato ambiental)	- Verfügbar (ohne Raumthermostat)
	- A richiesta	- On demand	- Sur demande	- Bajo pedido	- Auf anfrage
	- Attacchi: 3/8" G - Pressione massima d'esercizio: 5 bar - Non disponibile per impianti monotubo - Assemblato senza saldature - Disponibilità di interasse 50 mm. Preventivo a richiesta	- Connections: 3/8" G - Maximum working pressure: 5 bar - Not available for single tube installation - Assembled without welding - Availability of centre-line distance of 50 mm. Offer on request	- Connection: 3/8" G - Pression maximale de service: 5 bar - Non disponible pour installations monotube - Assemblé sans soudures - Disponibilité d'un entraxe de 50 mm. Offre sur demande	- Conexiones: 3/8" G - Presión máxima de trabajo: 5 bar - No disponible para instalaciones monotubo - Ensamblado sin soldaduras - Disponibilidad de distancia entre ejes mm 50. Quote bajo petición	- Anschlüsse: 3/8" G - Maximaler Betriebsdruck: 5 bar - Nicht für Einrohr-Anlagen verfügbar - Ohne schweißnähte montiert - Verfügbarkeit eines zwischenabstands von 50 mm. Angebot auf anfrage



RESE TERMICHE - THERMAL OUTPUT UNI EN 442 (ΔT 50 K)									Watt = Kcal/h ÷ 0,860 Kcal/h = Watt x 0,860		IDRAULICO HYDRAULIC 		ELETTRICO ELETRIC 	
ART.	DIMENSIONI DIMENSIONS			RESA OUTPUT	RESA CROMO OUTPUT CHROME	CAPACITÀ CAPACITY	PESO WEIGHT	RESISTENZA RESISTANCE	COLORE COLOUR	CROMO CHROME	COLORE COLOUR	CROMO CHROME		
	L	H	Z	W	W	Lt	Kg	Watt	€	€	€	€		
WI 11X50	500	1140	480	400	320	3,4	9,5	300	808,00	1129,00	908,00	1229,00		
WI 11X60	600	1140	580	490	392	3,8	10,2	300	841,00	1159,00	941,00	1259,00		
WI 14X50	500	1380	480	480	384	4,3	11,8	300	958,00	1357,00	1058,00	1457,00		
WI 14X60	600	1380	580	580	464	5,0	12,5	600	992,00	1393,00	1112,00	1513,00		
WI 18X50	500	1838	480	660	528	7,0	14,5	600	1397,00	1952,00	1517,00	2072,00		
WI 18X60	600	1838	580	780	624	7,6	16,0	600	1430,00	2000,00	1550,00	2120,00		